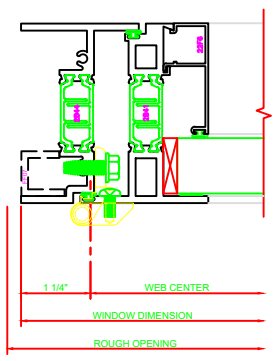


140	HEAD
	325 CASEMENT OUT
	4-BAR ARM

441	JAMB
	325 CASEMENT OUT
	CAM LOCK

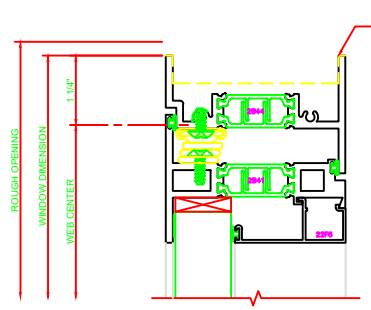
440 JAMB
325 CASEMENT OUT

ERECTOR NOTE:
THE HINGED JAMB FRAME SHALL BE INSTALLED PLUMB. ALL HINGES SHALL BE SECURELY BLOCKED AND ANCHORED TO THE CONDITION THROUGH THE HINGES OR AS CLOSE AS POSSIBLE TO THE HINGES.

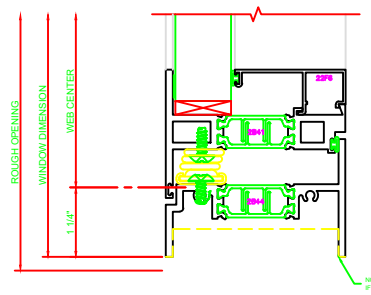
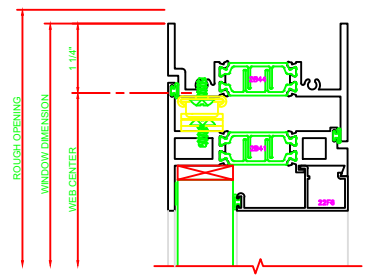


240	SILL
	325 CASEMENT OUT
	4-BAR ARMS

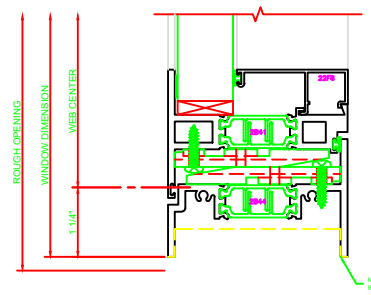
442	JAMB
	325 CASEMENT OUT
	BUTT HINGES



141	HEAD
	325 CASEMENT OUT
	BUTT HINGES



241	SILL
	325 CASEMENT OUT
	BUTT HINGES



Note: Jamb tooling if applicable

NOTE: JAMB TOOLING IF APPLICABLE

NOTE: JAMB TOOLING IF APPLICABLE