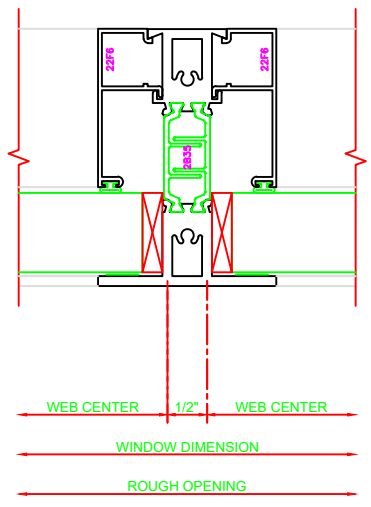
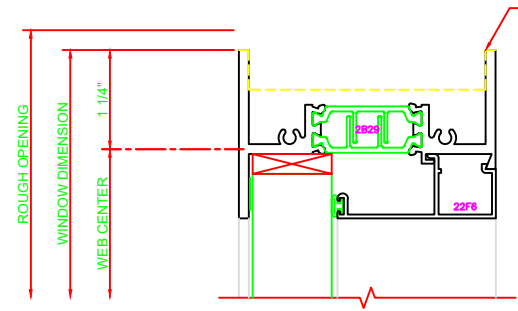


| | |
|-----|-------|
| 400 | JAMB |
| | 325 |
| | FIXED |



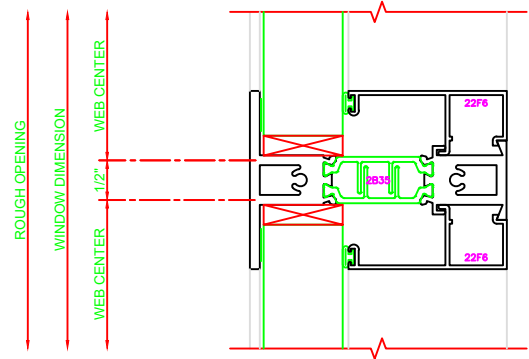
| | |
|-----|--------|
| 701 | MUNTIN |
| | 325 |

| | |
|-----|-------|
| 100 | HEAD |
| | 325 |
| | FIXED |

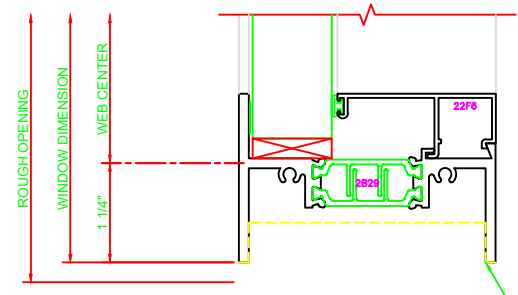


Note: Jamb tooling If applicable

| | |
|-----|--------|
| 700 | MUNTIN |
| | 325 |



| | |
|-----|-------|
| 200 | SILL |
| | 325 |
| | FIXED |



NOTE: JAMB TOOLING IF APPLICABLE